


Summer Bible Story Activities

Noah's Ark

Where to find the story of Noah's Ark

- Genesis 6-9
- *The Spark Story Bible: Family Edition* pages 24-29
- *Noah's Ark and Other Bible Stories*



This week's activities

- Craft activities
 - Who Packed the Air Freshener? (nature walk & craft)
 - Kids learn how God's promise is a breath of fresh air
 - Wall Paper Collages
 - Kids make collages as a reminder that God can call a do-over
- Cooking activity
 - Rainbow in the Clouds Salad
 - Kids learn how God always keeps His promises
- Activity pages
 - Rain and Promises
 - Draw to the Letter
 - Will They Fit?
- Coloring pages
 - Let kids color their way through the story of Noah's Ark
- Songs
 - Teach kids fun songs about Noah's Ark

Making faith connections

Here are a few suggestions for ways you can enrich your child's engagement and learning with the story of Noah's Ark.

- With paper and crayon (or marker) draw an animal that you imagine was on the ark. Then talk about what Noah would have needed to have on board to take care of this animal.
- Before your next car ride, gather all the stuffed animals you can. After the kids are buckled safely in, arrange the stuffed animals around the car. Pretend you're in the ark! What would've been fun and what would've been hard about being in the ark with all those animals?
- Think of a "family promise." What's something you can promise one another: to always love each other? to try to be kind? to spend less and give more? Then design a symbol for the promise. It can be a rainbow or a star or a turkey or a unicorn or anything you want. Hang it somewhere in your home to remember the promise.

A Prayer to Say Together

God, thank you for your promise to love us and care for us even when we aren't at our best. Thank you for the way you took care of the animals on the boat—and the way you take care of us. Help us remember to be kind to others and to take care of the wonderful animals and this beautiful world. Amen.

Find more great stuff at sparkhouse.org



Noah's Ark Craft Activity

Wallpaper Collages

Kids make collages as a reminder that God can call a do-over.

Supplies:

- Sheets of white paper, 12" x 12" (30 cm x 30 cm)
- Assorted wallpaper or scrapbook paper scraps
- Scissors
- Glue
- Markers (optional)

Set-up:

Set out the assorted papers and supplies on the table.

Instructions:

Wow, when God called Noah to build an ark, I wonder what Noah thought! Things weren't going so well on the earth, so God called a do-over! God used Noah to help get things turned around and back on the right track. For today's art project, you'll create your own version God's world—in a collage format! Let's get started.

1. Talk about the way that a collage uses different materials to make the picture. **In collages, we use papers or other materials to shape and create a picture in a unique way.**
2. Give kids white paper as the background for their art.
3. Invite kids to examine the assorted papers, then select a few for their collage.
4. Encourage kids to experiment by cutting or tearing the paper into shapes, then laying out their designs before gluing.
5. Once kids have all the papers prepared, direct them to glue their designs into place.

Your collages are wonderful! You used different types, patterns, and textures of paper to change the look of things—what a great reminder that God can call a do-over!

If you have less time . . .

Offer markers to the kids to create their pictures of the God's world.

Noah's Ark Nature Walk and Craft Activity

Scripture Reference: Genesis 6–9 or pages 24-29 in *The Spark Story Bible: Family Edition*.

Activity Focus: God's promise is like a breath of fresh air.

Read the story of Noah's Ark together.

Wow, all those creatures living in a small, cramped space together! Can you imagine what it would be like to be Noah and his wife? How about being a big elephant? A little mouse? And what must it have smelled like? Yuck!

Focus on the interior sights and SMELLS of the ark. Explore ways to make things better for the journey . . . positive attitudes, helping out, keeping your own space tidy, cleaning up . . . and let's not forget some air freshener! Keep this light and fun and let kids enjoy the humor in this bigger-than-life story of Noah and the Ark.

Who Packed the Air Freshener?

Supplies

- Small burlap sacks (one per kid)
- Items from nature
- Cinnamon sticks (1 per kid)
- Ribbon/yarn
- Felt
- Scissors
- Glue
- Zippered plastic bags (optional)
- Plastic needles with large eyes (optional)

Set Up: Purchase or prepare small burlap sacks: glue two 6" (15 cm) square pieces of burlap together on three sides. Leave the top open to fill with items.

Go on a nature walk with kids to collect pinecones, leaves, flowers, pine needles, and seeds.

Activity Instructions

Today you will get a chance to create a personalized "air freshener" made out of some simple items. We even get to go on a nature hike to find some of the things that we need.

1. Give each kid a small burlap sack about 6" x 6" (15 x 15 cm) in size. These can be pre-purchased or made ahead of time. (Optional) If you have enough time, have kids use plastic needles with large eyes and yarn to sew their own bags.
2. Go on a brief nature hike and let kids put a collection of items into their small burlap sacks. If you want to keep it simple on your walk, change the burlap sack to a zippered plastic bag.
3. When the kids are done collecting, come inside and finish the project.
4. Give each kid a cinnamon stick for extra scent.
5. Gather the top of each burlap sack together and tie it with a colorful piece of ribbon or yarn.
6. To help make the connection to the story, have kids cut a cross out of a piece of felt and glue it to one side of the burlap sack.

Now you each have an "air freshener" ready to put in your car or room or even your locker at school. These are a great reminder that God's promise is like a breath of fresh air.

Prayer Time

Loving God,

**Thank you for the gifts of nature—the sights, sounds, and even smells.
We are glad to be part of your story.
Help us to always know that you are near and to keep you with us.
You provide a breath of fresh air in all that we do.**

Amen.

Noah's Ark Cooking Activity

Scripture Reference: Genesis 6–9 or pages 24-29 in *The Spark Story Bible: Family Edition*

Activity Focus: God remembers His promises.

Read the story of Noah's Ark together.

What did God ask Noah to build? (a big boat, ark) Who went inside of the boat? (Noah's family and the animals) What did God put in the sky to help remember his promise? (a rainbow) What do you think of when you see a rainbow? Allow kids to answer.

God covered the earth with water and then started the world all over again with Noah and the animals. God promised never to flood the whole earth again. God remembers his promises!

We're going to make a rainbow salad to help us remember this story.

Rainbow in the Clouds Salad

Supplies

- Cardboard semicircle, 16" (41 cm) diameter
- Aluminum foil
- Bowls, 1 per fruit ingredient
- Cutting mats, 1 per kid
- Plastic knives and spoons, 1 per kid
- Small bowls, 1 per kid
- Napkins
- Serving spatula
- Wet wipes

Ingredients: (serves 10–12)

- Strawberries, 2 cups (480 ml)
- Cantaloupe, half melon
- Bananas, 4 large
- Kiwi, 4 medium
- Blueberries, 1 cup (237 ml)
- Purple grapes (20 grapes)
- Whipped topping, 8 oz (227 ml)

Set Up: Cover the cardboard with foil to make a rainbow shaped tray. Use the

back of a knife to divide the rainbow into six marked sections. Wash and dry the fruit, removing seeds, stems and peels. (*Peel the bananas immediately before use.*) Place each fruit in a separate bowl.

Activity Instructions

1. Assist kids with hand washing.
2. Show kids the foil-covered tray. **What does the shape of this tray remind you of? (*a rainbow*) God put a rainbow in the sky to remember his promise. We're going to make a rainbow fruit salad to remember the story of Noah's Ark!**
3. Provide a cutting mat and plastic knife to each kid. Show kids the bowls of fruit. **Each of these fruits needs to be cut up for our salad. Each of these fruits reminds me of part of the story!**
4. Give each kid some strawberries. **What color are these strawberries? (*red*) Red reminds me of red ladybugs and cardinals that went into the ark.** Help kids cut their strawberries in half and place them in a section on the tray.
5. Give each kid a melon wedge. **What color is this melon? (*orange*) Orange reminds me of the wood Noah used to build the ark. What does it remind you of?** Allow kids to respond as they cut the melon into pieces and place it on the tray.
6. Hand each kid a chunk of banana. **What is this fruit? (*banana*) Bananas are yellow. They remind me of monkey food! How much food do you think Noah took on the ark to feed the animals?** Allow kids to answer as they cut and place bananas on the tray.
7. Give each kid a chunk of kiwi. **What color is this kiwi? (*green*) Green reminds me of the vegetable plants Noah took on the ark to feed his family. It also reminds me of frogs!** Help kids cut and place the kiwi on the tray.
8. Hold up one blueberry. **Blueberries are already small. What color are blueberries? (*blue*) Blue reminds me of the rain and the water that flooded the earth while Noah was safe in the ark. What does blue remind you of?** Allow kids to answer as you spoon the berries onto the tray.
9. Give each kid a couple of grapes. **What color are these grapes? (*purple*) Purple reminds me of beautiful flowers that began to grow after the flood was gone!** Direct kids to cut their grapes in half and add them to the tray.
10. **What did we make by putting all of our fruits together? (*a rainbow*) Rainbows remind me of God's promise never to flood the whole earth again. God remembers his promises!**
11. Invite kids to put a spoon of whipped topping into a bowl and top it with some fruit salad. **We're eating a rainbow!** Talk about God's promises as you eat.

Prayer Time

Dear God,
Thank you for Noah.

**Thank you for rainbows.
Thank you for remembering your promises.
Thank you for caring for me!**

Amen.

Noah's Ark



God brought two of every kind of animal to the boat.

Noah's Ark



All different kinds of animals, birds, and creepy, crawly things came to the boat.

Noah's Ark



Noah took all of them into the boat.

Noah's Ark



God painted a rainbow and promised, "Never again."

Rain and Promises

God used a beautiful rainbow to make a promise. Draw a rainbow over this picture of Noah and the animals. Then write a promise you have made or want to make underneath it!



My promise:

Draw to the Letter

There were lots of animals on the ark! Take these letters and use them to draw animals.
What animal can you make out of an N? an O?











N O A H ' S

A R K

Will They Fit?

Can you help Noah fit everything in his ark? Fill in this sudoku, making sure that there's only one type of each animal in each line and column.

1



2



3



4



5













































6



Will They Fit? Solution

Can you help Noah fit everything in his ark? Fill in this sudoku, making sure that there's only one type of each animal in each line and column.

1



2



3



4



5



6



Noah's Ark Songs

Don't Rock the Ark (sung to "Old McDonald had a Farm")

Mister Noah Built an Ark
Splish Splash Splish Splash Splish
And on his ark he had two cows
Splish Splash Splish Splash Splish
With a moo, moo here
And a moo, moo there
Here a moo, there a moo,
everywhere a moo, moo
Mister Noah Built an Ark
Splish Splash Splish Splash Splish

Arky, Arky

1. The Lord told Noah there's gonna be a floody, floody,
Lord told Noah there's gonna be a floody, floody,
get those animals out of the muddy, muddy,
children of the Lord.

So rise and shine and give God the glory, glory, rise
and shine and give God the glory, glory, children of the Lord.

2. The Lord told Noah to build him an arky, arky,
Lord told Noah to build him an arky, arky,
build it out of gopher barky, barky children of the Lord.

So rise and shine and give God the glory, glory, rise
and shine and give God the glory, glory children of the Lord.

3. The animals, the animals, they came in by twosies, twosies,
Animals, the animals they came in by twosies, twosies,
Elephants, and kangaroosies, roosies, Children of the Lord.

So rise and shine and give God your glory, glory, rise
and shine and give God the glory, glory, children of the Lord.

4. It rained and poured for forty daysies, daysies,
Rained and pured for forty daysies, daysies,
Almost drove the animals crazies, crazies. Children of the Lord.

So rise and shine and give God your glory, glory, rise
and shine and give God the glory, glory, children of the Lord.

5. The sun came out and dried up the landy, landy
Look! There's the sun, it dried up the landy, landy,
Everything was fine and dandy, dandy, Children of the Lord.

So rise ad shine and give God your glory, glory, rise
and shine and give God the glory, glory, children of the Lord.

Mr. Noah Built an Ark
(sung to “Old McDonald had a Farm”)

Mr. Noah built an ark
Howdy Howdy do.
And on the ark there was a cow
Howdy howdy do.
With a moo moo here
and a moo moo there
everywhere a moo moo
Mr. Noah built an ark
Howdy howdy do.

Animal Walk Song (sung to the tune of “Mulberry Bush”)

This is the way the elephant walks,
the elephant walks,
the elephant walks.
This is the way the elephant walks going to the ark.
other verses:
This is the way the kangaroo hops.
This is the way the horses gallop.
This is the way the rabbit hops.
This is the way the tigers creep.

Rain, Rain Falling Down (sung to “Row, Row, Row, Your Boat”)

Rain Rain falling down
Falling on the ground
Pitter, patter, pitter, patter
What a splashy sound.